



Annual Report

June 2010-May 2011



2010-2011 Board of Directors

Hong Fan, President
 Sue Smith, Vice President
 Beth McGrath, Treasurer
 Elizabeth DiMarchi, Secretary
 Carla Masterson, At Large
 Jeanne-Marie Peterson, At Large

2010-2011 Staff

Mary Anna Dunn, Program Director
 Elise Match, Special Education Teacher

2010-2011 Interns

Heather Hanckley
 Rachel Cary
 Lucia Luk

With Deep Appreciation to our Supporters, Volunteers, and Collaborators:

Abha Arora
 Albemarle County
 Amy Vandenburg
 Andrew Elgort
 Angelica Jackson
 Ann Cheeks
 Anonymous Donor
 Anonymous Foundation
 Avery Powell
 Beth Barnett
 Beth McGrath
 Cami Dolinger
 Camp XcL
 Camping for All
 Carla Masterson
 Center for Non-Profit Excellence
 Cherry Stewart
 Cindy Benton-Groner
 City of Charlottesville
 Courtney Newman
 Diane Butler
 Edith Goode
 Elizabeth Breeden
 Elizabeth Dimarchi
 Eric Lamb
 Greenbrier Elementary School
 Janet McDonald
 Jean Botts
 John Williams
 Judy Cahill
 Julie Bercik
 Karen Tarbell
 Kristen Ashworth
 Laura Jones
 Light House Studio
 Lynde Von Schill
 Margaret Gorman
 Marian Morgan
 Mary Anna Turner
 Mecca Burns
 Mike Dunn
 Ninni Baekstom
 One Stroke
 Parent Resource Center
 Piedmont Council for the Arts
 Ray Friedman: 36
 Roger Curran: 36
 Sam McClelland
 SCORE
 State Farm
 Studio Art Shop
 United Way - Thomas Jefferson Area
 University of Virginia Council for Exceptional Children
 University of Virginia Parents Committee
 Vanessa Chapman
 Varian Medical Systems
 VSA of Charlottesville/Albemarle
 Wachovia/Wells-Fargo
 Walker Elementary School
 Wesley Weisler
 Whole Foods
 Youth Development Network

This report covers the fiscal year ending on May 31, 2011. Summer of 2011 activities, sponsors, and gifts are not included in this report.

HIGHLIGHTS

June 2010 Training for CLASS/Excel on Aspergers and Related Autism Spectrum Disorders
 Therapeutic Recreation at Charlottesville Parks and Recreation,
 Poetry Workshop

June – August 2010 Summer Mentoring Program at Path Finders Art Camp

September 2010 – March 2011 The Hub

Fall 2010 Workshops, self-contained classroom Jack Jouett Middle School

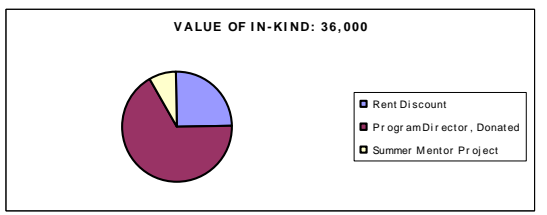
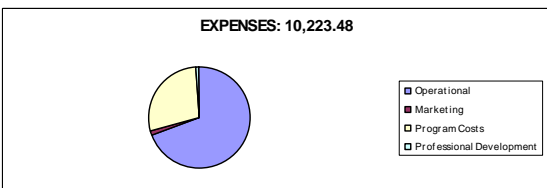
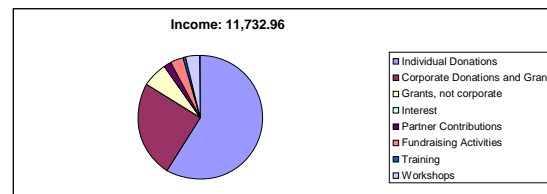
Children receiving direct service through our programs, including program collaborations = 127

Adults trained on inclusion \approx 70

Children served by adults who received our training \approx 500

Total individuals reached through direct or indirect service \approx 700

FINANCIAL SUMMARY



The work of the Enrichment Alliance of Virginia would not have been possible without the extremely generous in-kind donations of office space by **The Studio Art Shop**, a paid intern funded by **The University of Virginia's Parents Committee** and the program director's unpaid hours. The total value of these in-kind contributions comes to \$36,000, which must be considered in calculation of our total budget.

This year ended with our organization in the best financial health we have known, allowing us to fund forward into 2011. The summer being the time of greatest need for enrichment programming, we are very excited to be able to carry funds forward into our Summer Mentoring Program, discussed later in this report.



Participation in out-of-school time programs has directly been related to:

A YEAR OF ACTION

Narrative with Pictures

Research has repeatedly affirmed that positive creative activities during out-of-school time significantly decrease at-risk behavior and improve school performance.



We work to improve access to enriching activities for all children, because we know enrichment is NOT fluff.

FALL THROUGH SPRING

More Narrative with templates

100% of local enrichment providers surveyed believed that access to training in inclusion would improve their ability to serve children with special needs.



During 2008-2009 80 individuals participated in our trainings on inclusion of children with developmental disabilities.

COLLABORATIONS

More Narrative with Pictures

Additional Achievements

More Narrative with Pictures

THE NUMBERS

Individuals Served By the Enrichment Alliance of Virginia

Fiscal

Attendance at Training Workshops	
----------------------------------	--

earned Training and Experience with Special Needs Children in the Past Year: 94

Children and Youth Receiving Direct Service Through our Programs and Collaborations	
Total	1

Total Number of Children Who Received Direct Service Through Our Programs, Including Program Collaborations (note this is not the sum of the table, because some children participated in two or more of our programs):

Estimated Number Of Children Served By Participants In Our Spring Positive Behavior Workshop: 130

Financial Tables

SUMMARY AND FUTURE PLANS

Narrative

Mary Anna Dunn
President and Program Director



The Enrichment Alliance of Virginia, because childhood is not for playing video games.



PO Box 1423
Charlottesville, Va. 22902
www.enrichva.org